

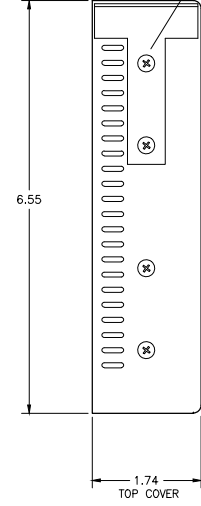
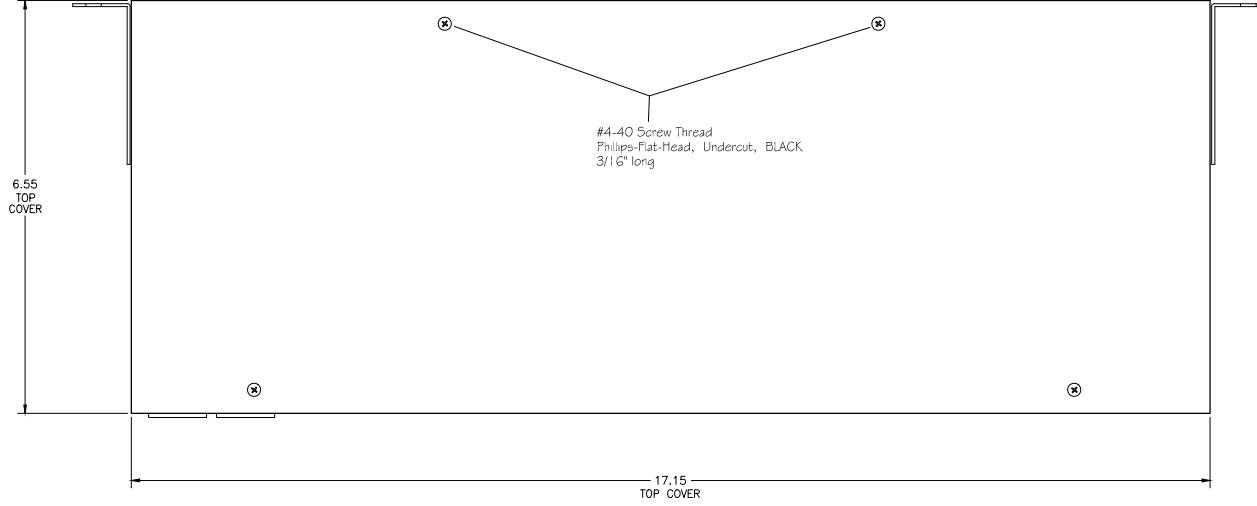
ANALOG MODEM NOT INSTALLED

INTERNAL MODEM RJ-11


LABEL ADDED FOR NON-MODEM UNITS

#6-32 Screw Thread  
Phillips-Flat-Head, Undercut, BLACK  
1/4" long

TOP VIEW



BACK VIEW



DUAL INPUT RECEPTACLE C14

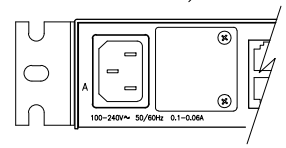
RS232 SERIAL PORTS (1) (DTE)  
RJ-45 (2 x 4)

DUAL GIG Ethernet RJ-45

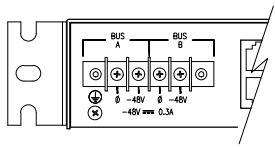
DUAL ETHERNET MODELS AVAILABLE

LABEL ADDED FOR SINGLE ETHERNET UNITS

OPTIONAL SINGLE INPUT MODEL



OPTIONAL DC INPUT MODEL



THIS DOCUMENT CONTAINS INFORMATION PROPRIETARY TO WESTERN TELEMATIC, INC. ITS POSSESSION DOES NOT IMPLY RIGHTS TO REPRODUCE, DIVULGE OR FABRICATE ITS CONTENT OR ANY PART WITHOUT WRITTEN PERMISSION.

TOLERANCES UNLESS OTHERWISE SPECIFIED

FRACTIONS ± 1/64  
DECIMALS ± .010  
DECIMALS .XX ± .030  
ANGLES ± 1°  
CONCENTRICITY ± .010

SCALE

western telematic inc.  
5 sterling, irvine ca. 92618

TITLE  
Dimensional Drawing  
DSM-8 Family

DRAWN		Revision A
CHK'D		
DWG No.	DSM-8 # DSM-8NM DSM-8-E # DSM-8NM-E DSM-8DC # DSM-8DCNM DSM-8DC-E # DSM-8DCNM-E	