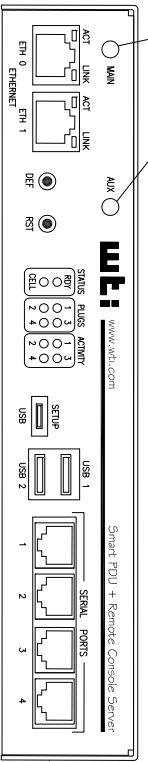



CELL ANTENNA  
MOUNTING HOLES

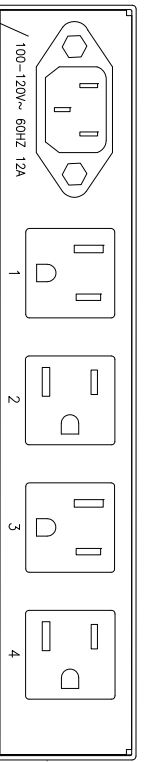
FRONT  
VIEW



TOP  
VIEW

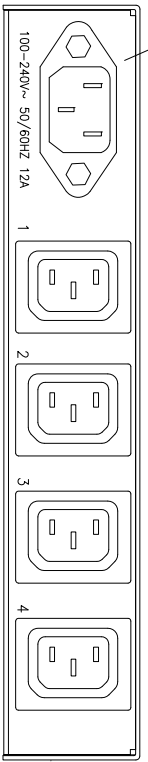


BACK  
VIEW

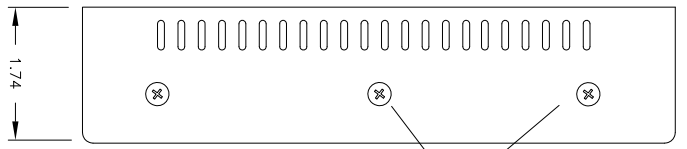


POWER INLET  
C14 MALE

OR



Alternate  
BACK  
VIEW



MOUNTING OPTIONS:  
19" RACK BRACKETS  
OR WALL MOUNT BRACKET

THIS DOCUMENT CONTAINS INFORMATION PROPRIETARY TO WESTERN TELEMATIC, INC. TO REPRODUCE, TRANSMIT, OR FURNISH IN ANY MANNER WITHOUT THE WRITTEN PERMISSION OF WESTERN TELEMATIC, INC. IS PROHIBITED.

TOLERANCES UNLESS OTHERWISE SPECIFIED:  
DIMENSIONS: .XXX ± .010  
DIMENSIONS: .XX ± .010  
DIMENSIONS: .X ± .010  
ANGLES: ± .010  
CONCENTRICITY: ± .010

**western telematic inc.**  
5 sterling, irvine ca, 92618

TITLE: Dimensional Drawing  
REM-4R4 Series

CHK'D	DB	MATERIAL
ENG.		FINISH
DATE ISSUED		
NEXT ASSEMBLY		
DWG No.	REM-4R4 Series	REV A