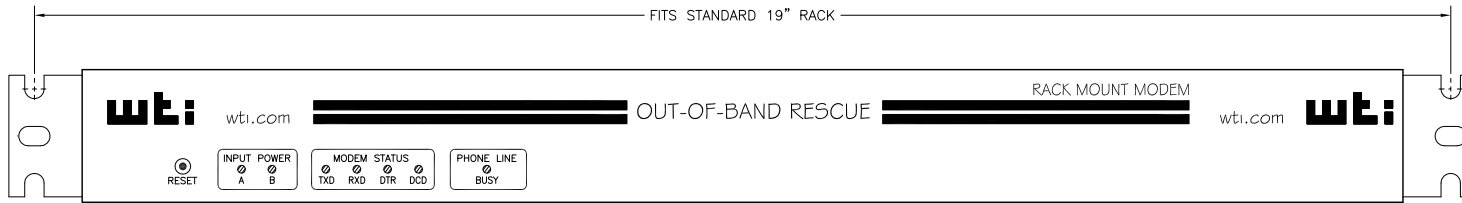
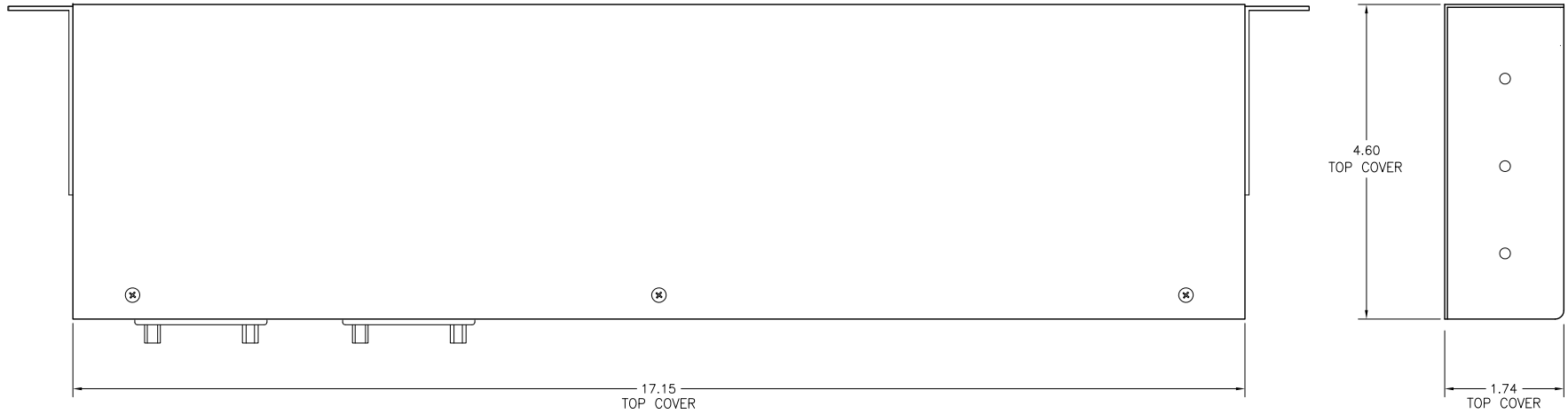


FITS STANDARD 19" RACK

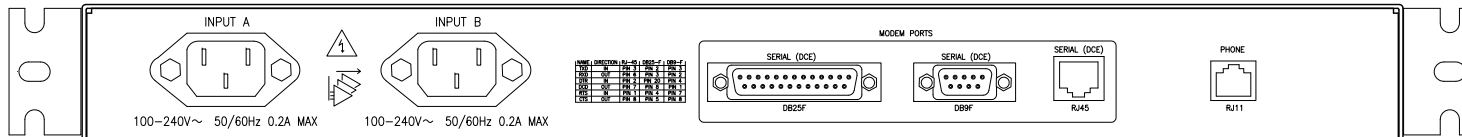
FRONT VIEW



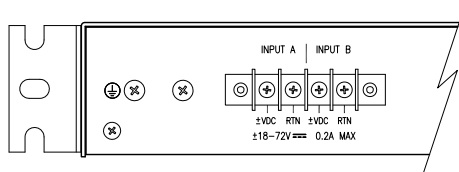
TOP VIEW



BACK VIEW



OPTIONAL DC INPUT MODEL



THIS DOCUMENT CONTAINS INFORMATION PROPRIETARY TO WESTERN TELEMATIC, INC. ITS POSSESSION DOES NOT IMPLY RIGHTS TO REPRODUCE, DIVULGE OR FABRICATE ITS CONTENT OR ANY PART WITHOUT WRITTEN PERMISSION.

TOLERANCES UNLESS OTHERWISE SPECIFIED  
 FRACTIONS ± 1/64  
 DECIMALS .xxx ± .010  
 DECIMALS .xx ± .030  
 ANGLES ° ± 1°  
 CONCENTRICITY ± .010

SCALE

**wti**  
 western telematic inc.  
 5 sterling, irvine ca. 92618

TITLE Dimensional Drawing  
 RMM Family

CHK'D	MATERIAL
ENG.	FINISH
DATE ISSUED	
NEXT ASSEMBLY	
DWG No. RMM	REV A